



# Virtual Training for the Flexographic Professional

FPPA 14th Annual  
Convention February 20-22, 2011

Joe Tuccitto FTA Director of Education

# Topics

- What is TEST
  - TEST & *FIRST*
- Virtual Training Vs. Classroom Training
- The TEST Virtual Campus
- Types of Online Course Delivery Methods
- TEST Training Methodology
- *FIRST* Operator Certification Programs



- The intention of *FIRST* is to provide all participants in the flexographic reproduction process with a common set of guidelines, tutorials and data that can be used as communication and production tools.
- The aim of *FIRST* is to create a common set of specifications and communication protocols for the industry. This platform should establish common communication and identify the responsibility of the provider(s).



- TEST is the educational arm of the Flexographic Technical Association.
- The aim of TEST is to align all of the training materials available through the FTA with the guidelines, tutorials and data identified in *FIRST*.
- TEST is focused on implementing new learning methodologies to reach out to a larger portion of the FTA membership.

# Virtual Training Vs. Classroom Training



# Virtual Training Vs. Classroom Training



Registration Fees



Airfare



Hotel



Other Expenses

# Lost Production Time



# Virtual Training Vs. Classroom Training



Registration Fees



Training



# Value of Virtual Training

Onsite Course Registration Fee = \$795.00

Airfare = \$500.00

Lodging & Expenses for two Nights = \$450.00

**Total = \$1,745.00**

Online Course Registration Fee = \$495.00

Airfare = 0

Lodging & Expenses for two Nights = 0

**Total = \$495.00**

# Welcome to the TEST Virtual Campus



Management



Joe's

- Learning Plan
- Enrollments
- Assignments
- Transcript

**Need Fast Assistance**

If you are a Skype user and need to contact Joe click on the button to call him from your computer.



(Note: you will need to have computer audio capabilities on your system)

**131 Unread Messages**



**Important Information**

Campus functionality works best using Internet Explorer from a PC or Safari from a Macintosh. **Firefox Does Not Work!** (Before accessing this site please turn off all pop up blockers in your web browser)

The training materials on this site require Adobe Flash Player to be installed on your system.



If you are having technical trouble, you can contact FFTA's helpdesk by calling 631-737-6020 or by sending email to [test@flexography.org](mailto:test@flexography.org)

Thursday, February 17, 2011

Welcome JTUCCITTO!

To view your current course enrollments, click the Enrollments Link in the upper left corner of your screen. If you are enrolled in a course that utilizes a discussion forum [Click on this link to see the "Using the Discussion Forum" demonstration](#)

**Please Note:** Once you have completed your course in its entirety please allow two weeks for your certificate to arrive.

**About the TEST Virtual Campus**

The Technical Education Services Team (TEST) Virtual Campus is the flexo industry's single, most comprehensive web-based educational platform designed to help you achieve your learning and development goals in all areas of flexography and related subject matter. Here you'll find training and resources designed to empower you in making the most of the TEST Virtual Campus. This page will serve as your primary starting point at the beginning of each training session.

What is TEST? TEST, a division of the FFTA, is poised to become the leader for all of the flexo industry's educational and training needs by offering customized training, a FFTA Virtual Campus, and enhanced support for co-sponsored seminars and events, as well as secondary and post secondary programs. TEST will also offer a professional accrediting process for all existing flexographic educators. Subject matter, instruction, and course materials will be closely aligned with **Flexographic Image Reproduction Specifications and Tolerances?** (FIRST) and other industry documentation to ensure the consistent delivery and learning outcomes of all educational training programs. [Read More](#)

**My Calendar**

FEB 2011						
S	M	T	W	T	F	S
	1	2	3	4	5	
6	7	8	9	10	11	12
13	14	15	16	17	18	19
20	21	22	23	24	25	26
27	28					

**Account Expiration**

Your account is currently not set to expire.

**Supervisor Links**

- [Supervisor ControlPanel](#)



# TEST Virtual Campus

- Hosted by Taleo/learn.com
- Over 700 current users
- Over 12 customized campuses
- Primary delivery for *FIRST* Certification Programs



**FIRST Operator Certification Level I**

- Welcome
  - About the FIRST Operator Certification Program
  - About this Level I Course
  - Before We Begin
- Module One
- Module Two
- Module Three
- Module Four
- Module Five
- Module Six



**TEST**

## FIRST Operator Certification Program

The **FIRST Operator Certification Program** is composed of multi level courses designed to deliver and assess specific flexographic skill sets and knowledge via online course work and examinations. The course testing at each level is designed to help improve your technical expertise, hands-on skills and Flexographic vocabulary, while providing professional development opportunities for you as a flexographic professional.



### Your Notes

These are my Notes for Level 1

Save Notes

[Printable Summary](#)

### Search

Find Pages in this course containing:

Merriam-Webster

- In self-paced learning, the learner controls the pace of the learning process.
- In self-paced learning, the content, learning sequence, pace of learning and the media are determined by the individual.
- Course materials need to be completed within a certain timeframe

# Virtual Instructor Led Courses

[Home](#) | [Help](#) | [Contact Us](#) | [Logout](#)

07 FIRST Press Operator Certification Level II (Week Seven)



- 07 FIRST Press Operator Certification Level II (Week Seven)
- Lesson One
- Week Six Discussion Forum
- Lesson Two
- Lesson Three
- Lesson Four



**Please be patient as it may take a moment for your virtual instructor to completely load!**

Joe Tuccitto

[TEST@flexography.org](mailto:TEST@flexography.org)

Printable

Find course

# Virtual Instructor Led Courses

- Taught in a modular format with a new module introduced weekly.
- Learners are expected to complete the module at their convenience within the week.
- Virtual instructor introduces the module with a brief lecture of the weeks content.



# Virtual Instructor Led Courses

- Classroom discussions take place utilizing a discussion forum.
- Discussion topics are based on the weeks content and/or the work environment.

# Classroom Discussions

## FIRST POC LII Q4 Discussion Forum

Email Notify Print

8 records returned.



JTUCCITTO 

Posts: 19

### FIRST POC L2 - Week Ten Discussion Forum

posted on 2/6/2011 5:09 AM (GMT-05:00)

At the start of this week's lesson we discussed the general procedure for setting a print station. I would like for you to list out your procedure for setting a print station and then tell me how you go about verifying that you have a kiss impression.



CHARLES BENDER 

Posts: 16

### RE: FIRST POC L2 - Week Ten Discussion Forum

posted on 2/7/2011 5:15 PM (GMT-05:00)

Your procedure is right on the money for what we do except we start with the 1st color down not the last.

We record dot gain & density on our 1st run set-up sheets and that is our standard for each repeat run of that brand.

Thanks



ZIMMERBLACKBURN 

Posts: 14

### RE: FIRST POC L2 - Week Ten Discussion Forum

posted on 2/11/2011 2:51 PM (GMT-05:00)

What we do is very similar to your procedure.

I try not to mess with our plate to anilox impression very often. Namely because the adjustments are fairly difficult to adjust. I have been under the impression that setting plate to anilox impression is not a concern that should be addressed every pressrun. What is your take on this? Is it something we should be doing every time we set impression? I'm sure different presses require different procedures. On our CI press, I know it is very important make the adjustment every time. Though with it it is very easy to do. On our inline press, it is very difficult and timely to complete correctly. Though I do not see much impact on the print quality from run to run if we don't adjust it every time.

### RE: FIRST POC L2 - Week Ten Discussion Forum

posted on 2/11/2011 3:45 PM (GMT-05:00)



## *CERTIFICATION PROGRAMS*

Paving the way for  
Flexographic Excellence

# What is *FIRST* Operator Certification?

- This certification is the flexo industry's **standard of excellence**, and it's the absolute best way to communicate your proficiency in the flexographic print process.
- The *FIRST* Operator Certification Program is a curriculum composed of multi-level courses designed to deliver and assess specific flexographic skill sets and knowledge via online course study and examinations.



# What is *FIRST* Operator Certification?

- At each level, the program will:
  - improve your technical expertise;
  - advance your hands-on skills;
  - and polish to perfection your flexographic vocabulary and communication skills.
- By the completion of Level III, you will have attained a high-level technical knowledge of the flexographic printing process, with expert knowledge of the specifications outlined in *FIRST* (*Flexographic Image Reproduction Specifications & Tolerances*)



# FIRST Certification Programs

- Implementation Specialist
  - FIRST Operator Certification Level I
  - FIRST Implementation Certification Level II
  - FIRST Implementation Certification Level III
- Press Operations
  - FIRST Operator Certification Level I
  - FIRST Press Operator Certification Level II
  - FIRST Press Operator Certification Level III
- Prepress Operators
  - FIRST Operator Certification Level I
  - FIRST Prepress Operator Certification Level II
  - FIRST Prepress Operator Certification Level III



# Implementation Specialist

*This certification program is designed for non-production personnel, including suppliers of flexographic products and services. At the completion of the three levels, students will have a solid understanding of FIRST methodology and be able to effectively communicate, analyze and apply FIRST design prepress /print specifications.*



# Press Operator

*This certification program is designed for press operators wanting to gain an expert proficiency of flexographic press operations. At the completion of the three levels, students will have a solid understanding of: FIRST specifications; the appropriate procedures for evaluating press conditions to achieve optimal results and reduce waste; how to communicate effectively with the entire supply chain; and the use of statistical process control to maintain press run consistency & color accuracy.*






# Prepress Operator

*This certification program is designed for prepress personnel wanting to gain an expert proficiency of flexographic prepress operations. At the completion of the three levels, students will have a solid understanding of FIRST job assembly specifications, and the application of FIRST continuous tone color separation specifications, prepress calibration practices, and prepress output practices.*




# Level One

- Serves as the Building Blocks.
- Same for all Three Programs.
- About the Industry.
- About the Process.
- Terminology




## Level Two

- The nuts and Bolts of the Individual Job Functions.
- Specific to the Application/Equipment.



## Level Three

- Applying the Science of *FIRST* to Individual Job Functions.
- Specific to the *FIRST* Methodology.



# Prepress Operator

## Level II

The Level II course defines the foundational skill set needed by novice graphic artists in the early years of their careers and has been designed to recognize those who have attained a basic level of prepress operations; including working with Adobe® Creative Suite, as well as other desktop applications. Before taking the Level II examination, individuals must meet all prerequisite skills and have already completed the Level I certification course.



# Prepress Operator

## Level III

This certification level is the highest prepress certification offered by FFTA and is designed to recognize those who have attained a high degree of technical prepress operations, knowledge and skill. Students must demonstrate *FIRST* techniques for measuring and controlling print variables throughout the entire flexographic workflow, and must be familiar with *FIRST* specifications and how to implement them proficiently. Before taking the Level III examination, individuals must meet all prerequisite skills and have already completed the Levels I & II certification courses.



# Prepress Operator Program Outcomes

- Communicate *FIRST* methodology to all internal and external teams
- Examine *FIRST* job assembly specifications
- Identify *FIRST* asset generation points throughout the workflow
- Apply *FIRST* digital asset allocation and interpretation methods
- Perform *FIRST* job assembly
- Apply *FIRST* continuous tone color separation specifications
- Apply *FIRST* spot color separation specifications
- Apply *FIRST* prepress calibration practices
- Apply *FIRST* prepress output practices



# Thank You for Your Attention

Joe Tuccitto